

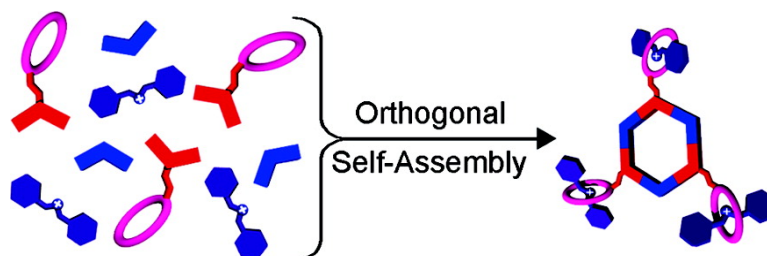
Communication

A Highly Efficient Approach to the Self-Assembly of Hexagonal Cavity-Cored Tris[2]pseudorotaxanes from Several Components via Multiple Noncovalent Interactions

Hai-Bo Yang, Koushik Ghosh, Brian H. Northrop, Yao-Rong Zheng, Matthew M. Lyndon, David C. Muddiman, and Peter J. Stang

J. Am. Chem. Soc., **2007**, 129 (46), 14187-14189 • DOI: 10.1021/ja073744m • Publication Date (Web): 27 October 2007

Downloaded from <http://pubs.acs.org> on February 13, 2009



More About This Article

Additional resources and features associated with this article are available within the HTML version:

- Supporting Information
- Links to the 17 articles that cite this article, as of the time of this article download
- Access to high resolution figures
- Links to articles and content related to this article
- Copyright permission to reproduce figures and/or text from this article

[View the Full Text HTML](#)

A Highly Efficient Approach to the Self-Assembly of Hexagonal Cavity-Cored Tris[2]pseudorotaxanes from Several Components via Multiple Noncovalent Interactions

Hai-Bo Yang,^{*,†} Koushik Ghosh,[†] Brian H. Northrop,[†] Yao-Rong Zheng,[†] Matthew M. Lyndon,[§] David C. Muddiman,[§] and Peter J. Stang^{*,†}

Department of Chemistry, University of Utah, 315 South 1400 East, RM 2020, Salt Lake City, Utah 84112, and Department of Chemistry, North Carolina State University, Raleigh, North Carolina 27695

Received May 24, 2007; E-mail: hbyang@chem.utah.edu; stang@chem.utah.edu

Noncovalent synthetic strategies, in contrast to most covalent strategies, allow for the spontaneous, selective formation of highly stable and complex supramolecular structures with specific architectures and properties through the dynamic self-assembly of reversible yet strong linkages.¹ The majority of known supramolecular structures to date, however, have been prepared using a single recognition motif, with those examples that do utilize multiple binding algorithms being restricted to multistep processes² or limited to functionalized polymers or crystal engineering.³ Biological systems, by contrast, commonly exhibit multifunctionality wherein they possess many recognition motifs in their structure and function.⁴ Similar, purely synthetic multifunctional systems may also be designed by employing orthogonal, that is, non-interacting and self-consistent, supramolecular recognition motifs in which a variety of noncovalent interactions allow for multiple complementary components to self-assemble into supramolecular species with complex functional architectures. Yet emulating nature's use of multicomponent, orthogonal assembly poses considerable challenges.

Many *nondirectional* interactions, such as hydrogen bonding, electrostatic forces, donor–acceptor, van der Waals forces, and other weak interactions, contribute to biological self-assembly. Synthetic chemists have also used such interactions in the construction of intricate supramolecular architectures such as rotaxanes and pseudorotaxanes.⁵ Compared to these weak noncovalent interactions, metal coordination allows for the formation of stronger, *directional* metal–ligand dative bonds that play an essential role in the construction of polygons and polyhedra with well-defined shapes and considerable stability.⁶ By utilizing the non-interfering orthogonal nature of these two types of interactions—weak and strong—novel supramolecular species have been obtained from specifically designed precursors via multiple noncovalent interactions in one simple step.³ This important, multipronged method of construction has been little explored in the self-assembly of discrete nanoscopic supramolecular arrays, especially for those with pre-determined shapes, geometries, and symmetries.⁷

We have demonstrated that planar hexagonal structures can be self-assembled by combining three 120° pyridyl donor building blocks and three 120° diplatinum acceptors.^{6a} Furthermore, the addition of functional groups at the vertex of individual building units, even with high generation dendrons, does not hinder their self-assembly.⁸ Encouraged by the fact that macrocyclic polyethers are able to complex dialkylammonium ions (R₂NH₂⁺) to form rotaxanes and pseudorotaxanes,⁹ which have been studied extensively, we envisioned that by attaching a dibenzo-24-crown-8 (DB24C8) macrocycle on the periphery of a 120° donor building

block it will, when combined with a complementary 120° diplatinum acceptor, provide access to tris-DB24C8 derivatives. Such functionalized metallacyclic hexagons may then host dialkylammonium ions to provide, in a stepwise fashion, discrete supramolecular architectures employing multiple noncovalent interactions. This new type of cavity-cored tris[2]pseudorotaxane may also be readily generated in one concerted step simply by combining the donor, acceptor, and ammonium building blocks, thereby demonstrating the power of orthogonal self-assembly.

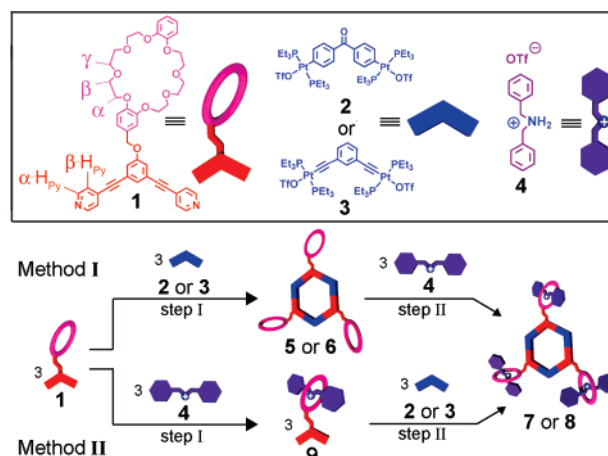


Figure 1. Molecular structures of 1–4, as well as a graphical representation of the self-assembly of hexagonal tris-DB24C8 derivatives 5 and 6 (Method I, step I), pseudorotaxane 9 (Method II, step I), and tris[2]pseudorotaxanes 7 and 8 (Methods I and II, step II).

The 120° donor precursor 1, with both crown ether and pyridine binding sites, can be easily prepared via an etherification reaction of chloromethyl-DB24C8 and 3,5-bis(4-ethylpyridinyl)phenol (Scheme S1). Stirring the mixture of 1 (3.08 mM) and 120° di-Pt(II) acceptor 2 or 3 in a 1:1 ratio in CD₂Cl₂ at 298 K for 30 min resulted in the formation of [3 + 3] hexagons with pendant DB24C8s at alternate vertexes (step I, Figure 1). Multinuclear NMR (¹H and ³¹P) analysis of the reaction mixtures revealed the formation of discrete, highly symmetric species. The ³¹P {¹H} NMR spectrum of hexagon 5, for example, displayed a sharp singlet (ca. 13.7 ppm) shifted upfield from the starting platinum acceptor 2 by approximately 3.6 ppm. Additionally, the protons of the pyridine rings exhibited downfield shifts (α-H_{Py}, 0.12 ppm; β-H_{Py}, 0.45 ppm) resulting from loss of electron density upon coordination of the pyridine N atom with the Pt(II) metal center (Figure 2C).

ESI-TOF mass spectrometry provides further evidence for the formation of new hexagonal assemblies. In the mass spectrum of 5, for example, peaks at *m/z* = 2995.89, 1423.47, and 1108.99, corresponding to [M – 2OTf]²⁺, [M – 4OTf]⁴⁺, and [M – 5OTf]⁵⁺,

[†] University of Utah.

[§] North Carolina State University.

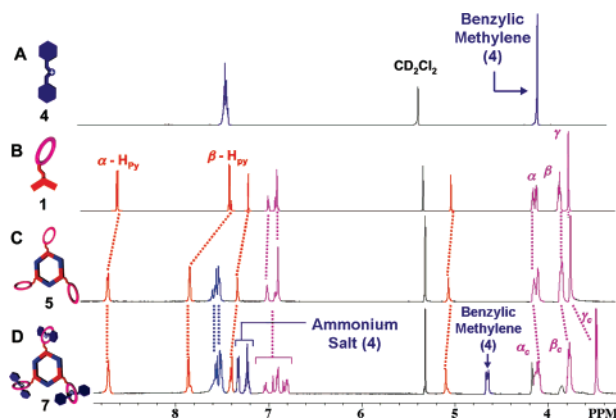


Figure 2. Partial ^1H NMR spectra recorded at 500 MHz (CD_2Cl_2 , 298 K) of (A) dibenzylammonium **4**, (B) precursor **1**, (C) hexagonal tris-**DB24C8** derivative **5**, and (D) tris[2]pseudorotaxane **7** (>95%), along with some signals for partially complexed and uncomplexed species at equilibrium.

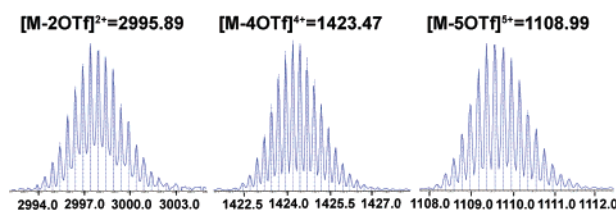


Figure 3. ESI-TOF-MS spectra of hexagonal tris-**DB24C8** derivative **5** (vertical lines are the theoretical abundances).

respectively, were observed and their isotopic resolutions are in excellent agreement with the theoretical distributions (Figure 3). The collective analytical results indicate that the tris-**DB24C8** derivative can be easily prepared (>95% yields) through coordination-driven self-assembly, which avoids the time-consuming procedures and lower yields often encountered in covalent synthetic protocols.

Subsequent investigations into self-assembling hexagonal cavity-cored tris[2]pseudorotaxanes **7** and **8** were undertaken by adding 3 equiv of dibenzylammonium triflate salt **4** to the CD_2Cl_2 solution of hexagonal tris-**DB24C8** derivatives **5** and **6** (1.44 mM for **5**, 1.15 mM for **6**), respectively (Method I, step II, Figure 1). Within 10 min, a pale yellow solution was obtained. Compared to the hexagonal assemblies **5** and **6**, the ^{31}P $\{^1\text{H}\}$ NMR spectra of new species **7** and **8** do not show any significant change, indicating that the incorporation of dibenzylammonium ions does not substantially change the chemical environment of the phosphorus atoms. The ^1H NMR spectra of **7** and **8**, however, exhibited characteristic shifts⁹ associated with the complexation of **4** by **DB24C8**. For example, in the ^1H NMR spectrum of **7**, a 0.45 ppm downfield shift of the signal for the benzylic methylene protons adjacent to the NH_2^+ center was observed. Moreover, the protons H_α , H_β , and H_γ of **DB24C8** exhibited upfield shifts of 0.03, 0.08, and 0.28 ppm, respectively (Figure 2D). In addition, the structures of hexagonal cavity-cored tris[2]pseudorotaxanes have also been confirmed by ESI mass spectrometry. In the ESI mass spectra of **7** and **8**, peaks attributable to $[\text{M} - 4\text{OTf}]^{4+}$ for **7** ($m/z = 1684.6$) and $[\text{M} - 5\text{OTf}]^{5+}$ for **8** ($m/z = 1284.3$) were found. These peaks were isotopically resolved, and they agree very well with the theoretical distribution (Figure 4). Further characterization with two-dimensional spectroscopic techniques (^1H - ^1H COSY and NOESY) is in agreement with the formation of the hexagonal cavity-cored tris[2]pseudorotaxanes (see Supporting Information). It is important to note how ^1H NMR spectroscopic results reveal the orthogonality of self-assembly in this stepwise approach to **7** and **8**: only those

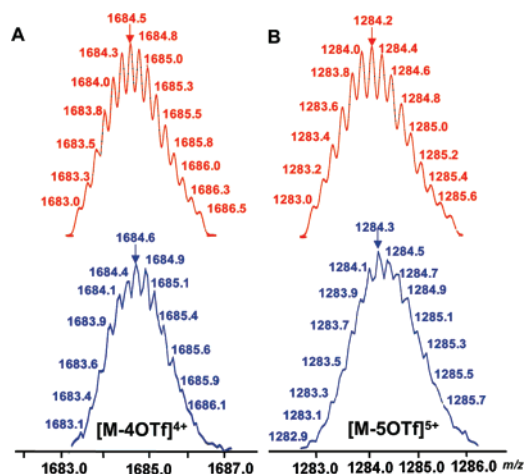


Figure 4. Calculated (top) and experimental (bottom) ESI-MS spectra of tris[2]pseudorotaxanes **7** (A) and **8** (B).

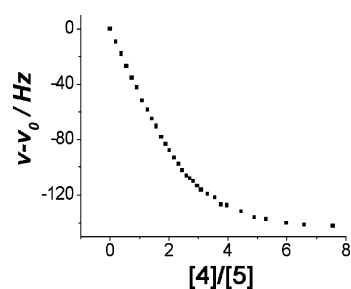


Figure 5. The ^1H NMR titration isotherm of tris[2]pseudorotaxane **8** recorded at 500 MHz in CD_2Cl_2 at 298 K (■ indicates the change in chemical shift of the proton signal corresponding to the γ -H of the crown ether).

signals associated with the pyridyl functionalities of **1** shift upon metal coordination, while only those signals associated with **DB24C8** shift upon complexation of **4**.

The host:guest stoichiometry for supramolecular assemblies **7** and **8** was established by using the nonlinear least-squares fit method¹⁰ based on the ^1H NMR titration experiments (Figure 5, see also Supporting Information). Results for both hexagonal tris-**DB24C8** derivatives (**5** and **6**) indicate a 1:3 stoichiometry with relation to the dibenzylammonium guests, providing further support for the formation of tris[2]pseudorotaxanes **7** and **8**. Furthermore, thermodynamic binding constants were obtained through the titration experiments. Fitting the data to a 1:3 binding mode gave rise to the association constants: $K_{s,1} = (1.06 \pm 0.15) \times 10^4 \text{ M}^{-1}$, $K_{s,2} = (6.38 \pm 0.10) \times 10^3 \text{ M}^{-1}$, and $K_{s,3} = (4.16 \pm 0.56) \times 10^3 \text{ M}^{-1}$ for **7**, and $K_{s,1} = (1.90 \pm 0.28) \times 10^4 \text{ M}^{-1}$, $K_{s,2} = (6.38 \pm 0.34) \times 10^3 \text{ M}^{-1}$, and $K_{s,3} = (1.76 \pm 0.16) \times 10^3 \text{ M}^{-1}$ for **8**. These values suggest that both hexacationic tris-**DB24C8** hosts (**5** and **6**) have a similar ability to bind dibenzylammonium guest(s) as does **DB24C8** in nonpolar solvent such as dichloromethane.^{9a}

Hexagonal cavity-cored tris[2]pseudorotaxanes **7** and **8** can also be obtained via an alternative stepwise approach (Method II, Figure 1) wherein the order of orthogonal self-assembly steps is reversed. Stirring a 1:1 mixture of donor precursor **1** and ammonium salt **4** in CD_2Cl_2 afforded pseudorotaxane **9** (Method II, step 1). The addition of 1.0 equiv of 120° diplatinum acceptor **2** or **3** resulted (Method II, step 2) in the formation of tris[2]pseudorotaxanes **7** and **8**, respectively. Multinuclear NMR (^1H and ^{31}P) analysis of the reaction mixtures revealed the same characteristics as those observed in the spectra of **7** and **8** prepared stepwise by Method I, confirming the formation of the same species by this alternative stepwise procedure. The power of this orthogonal approach is

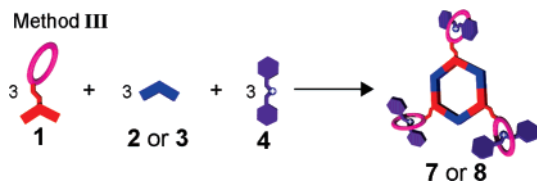


Figure 6. Schematic representation of the one-pot self-assembly of tris[2]pseudorotaxanes **7** and **8** by using Method III.

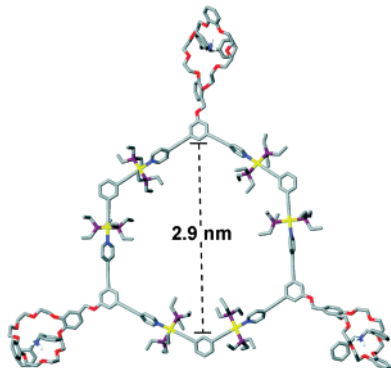


Figure 7. Simulated molecular model of tris[2]pseudorotaxane **8** optimized with the MMFF force field. Color scheme: C = gray, O = red, N = blue, P = purple, Pt = yellow, and $R_2NH_2^+$ hydrogen atoms = white; all other hydrogen atoms have been removed for clarity.

perhaps best demonstrated by yet a third method of assembly. Simply mixing a 1:1:1 ratio of the three different components (Method III, Figure 6) also gives tris[2]pseudorotaxanes **7** and **8**, whose structures were confirmed by multinuclear NMR (1H and ^{31}P) analysis. In this process of construction, nine subunits are brought together to spontaneously form discrete, highly symmetric species as directed by multiple noncovalent interactions.¹¹ These results demonstrate a number of ways that multiple complementary building blocks exhibiting a variety of orthogonal noncovalent molecular recognition motifs are able to self-assemble into discrete structures according to the specific information encoded within the individual components, a synthetic analogue to similar processes that have been investigated extensively in biological systems.⁴

Molecular force-field simulations were used to gain further insight into the structural characteristics of hexagonal hosts **5** and **6** and cavity-cored tris[2]pseudorotaxanes **7** and **8**.¹² A 1.0 ns molecular dynamics simulation (MMFF force field) was used to equilibrate supramolecules **5**–**8**, followed by energy minimization of the resulting structures to full convergence. The modeled structure of tris[2]pseudorotaxane **8**, for example, is shown in Figure 7 (for compounds **5**–**7**, see Supporting Information). Simulations revealed very similar planar hexagonal structures for each supramolecule. The addition of dibenzylammonium to tris-DB24C8 hosts **5** and **6** does not disrupt the underlying hexagonal scaffolds as ammonium salts are complexed by their pendant DB24C8 macrocycles, further illustrating the orthogonality of the interactions involved during self-assembly. Simulations reveal internal diameters of 3.2 and 2.9 nm for **7** and **8**, respectively (see Supporting Information).

Herein, we have combined coordination-driven self-assembly with the crown ether–dialkylammonium binding motif to generate novel tris[2]pseudorotaxanes in which the molecular structures incorporate a discrete hexagonal cavity as their main scaffold and pendant pseudorotaxanes at alternate vertices. During self-assembly, both hydrogen bonding and metal coordination simultaneously play essential roles. This methodology demonstrates that novel artificial supramolecular architectures can be synthesized from several different components via multiple, orthogonal noncovalent interac-

tions in one simple self-assembly step. We are currently extending this strategy to combine coordination-driven self-assembly with other noncovalent assembly methodologies to further explore its application to the construction of multifunctional supramolecular architectures.

Acknowledgment. P.J.S. thanks the NIH (GM-057052) and the NSF (CHE-0306720) for financial support. B.H.N. thanks the NIH (GM-080820) for financial support. We thank Prof. Mei-Xiang Wang and Dr. Han-Yuan Gong for their help with the calculation of thermodynamic binding constants. D.C.M. and M.M.L. thank NCBC and NCSU Chemistry for generous financial support.

Supporting Information Available: Synthesis and analytic data of **1**, hexagonal tris-DB24C8 derivatives **5** and **6**, and tris[2]pseudorotaxanes **7** and **8**, experimental data for 1H NMR titration experiments, and computational procedures and structures for **5**, **6**, and **7** obtained from modeling. This material is available free of charge via the Internet at <http://pubs.acs.org>.

References

- (1) (a) Lehn, J.-M. *Angew. Chem., Int. Ed. Engl.* **1990**, *29*, 1304–1319. (b) Philip, D.; Stoddart, J. F. *Angew. Chem., Int. Ed. Engl.* **1996**, *35*, 1155–1196. (c) Whitesides, G. M.; Grzybowski, B. *Science* **2002**, *295*, 2418–2421. (d) Lehn, J. M. *Proc. Natl. Acad. Sci. U.S.A.* **2002**, *99*, 4763–4768. (e) Hori, A.; Yamashita, K.-I.; Fujita, M. *Angew. Chem., Int. Ed.* **2004**, *43*, 5016–5019.
- (2) (a) Bassani, D. M.; Lehn, J.-M.; Serroni, S.; Puntoriero, F.; Campagna, S.; *Chem.–Eur. J.* **2003**, *9*, 5936–5946. (b) Uppadine, L. H.; Lehn, J.-M.; *Angew. Chem., Int. Ed.* **2004**, *43*, 240–243. (c) Uppadine, L. H.; Gisselbrecht, J.-P.; Kyritsakas, N.; Nättinen, K.; Rissanen, K.; Lehn, J.-M. *Chem.–Eur. J.* **2005**, *11*, 2549–2565.
- (3) (a) Pollino, J. M.; Stubbs, L. P.; Weck, M. *Polym. Prepr.* **2003**, *44*, 730–731. (b) Pollino, J. M.; Stubbs, L. P.; Weck, M. *J. Am. Chem. Soc.* **2004**, *126*, 563–567. (c) Hofmeier, H.; El-ghayoury, A.; Schenning, A. P. H. J.; Schubert, U. S. *Chem. Commun.* **2004**, 318–319. (d) Hofmeier, H.; Hoogenboom, R.; Wouters, M. E. L.; Schubert, U. S. *J. Am. Chem. Soc.* **2005**, *127*, 2913–2921.
- (4) Kushner, D. J. *Bacteriol. Rev.* **1969**, *33*, 302–345.
- (5) (a) *Molecular Catenanes, Rotaxanes and Knots*; Sauvage, J.-P., Dietrich-Buchecker, C., Eds.; Wiley-VCH: Weinheim, Germany, 1999. (b) Raymo, F. M.; Stoddart, J. F. *Chem. Rev.* **1999**, *99*, 1643–1663. (c) Balzani, V.; Credi, A.; Raymo, F. M.; Stoddart, J. F. *Angew. Chem., Int. Ed.* **2000**, *39*, 3348–3391. (d) Collin, J.-P.; Dietrich-Buchecker, C.; Gaviola, P.; Jimenez-Molero, M. C.; Sauvage, J.-P. *Acc. Chem. Res.* **2001**, *34*, 477–487. (e) Schalley, C. A.; Beizai, K.; Vögtle, F. *Acc. Chem. Res.* **2001**, *34*, 465–476. (f) Badjić, J. D.; Balzani, V.; Credi, A.; Silvi, S.; Stoddart, J. F. *Science* **2004**, *303*, 1845–1849. (g) Zhu, X.-Z.; Chen, C.-F. *J. Am. Chem. Soc.* **2005**, *127*, 13158–13159. (h) Huang, F.; Nagvekar, D. S.; Slobodnick, C.; Gibson, H. W. *J. Am. Chem. Soc.* **2005**, *127*, 484–485.
- (6) (a) Stang, P. J.; Olenyuk, B. *Acc. Chem. Res.* **1997**, *30*, 502–518. (b) Leininger, S.; Olenyuk, B.; Stang, P. J. *Chem. Rev.* **2000**, *100*, 853–908. (c) Seidel, S. R.; Stang, P. J. *Acc. Chem. Res.* **2002**, *35*, 972–983. (d) Schwab, P. F. H.; Levin, M. D.; Michl, J. *Chem. Rev.* **1999**, *99*, 1863–1934. (e) Holliday, B. J.; Mirkin, C. A. *Angew. Chem., Int. Ed.* **2001**, *40*, 2022–2043. (f) Cotton, F. A.; Lin, C.; Murrillo, C. A. *Acc. Chem. Res.* **2001**, *34*, 759–771. (g) Fujita, M.; Tomimaga, M.; Hori, A.; Therrien, B. *Acc. Chem. Res.* **2005**, *38*, 369–378. (h) Fiedler, D.; Leung, D. H.; Bergman, R. G.; Raymond, K. N. *Acc. Chem. Res.* **2005**, *38*, 349–360.
- (7) (a) Gianneschi, N. C.; Tiekink, E. R. T.; Rendina, L. M. *J. Am. Chem. Soc.* **2000**, *122*, 8474–8479. (b) Kim, D.; Paek, J. H.; Jun, M.-J.; Lee, J. Y.; Kang, S. O.; Ko, J. *Inorg. Chem.* **2005**, *44*, 7886–7894. (c) Petitjean, A.; Kyritsakas, N.; Lehn, J.-M.; *Chem. Commun.* **2004**, 1168–1169.
- (8) (a) Yang, H.-B.; Das, N.; Huang, F.; Hawkrige, A. M.; Muddiman, D. C.; Stang, P. J. *J. Am. Chem. Soc.* **2006**, *128*, 10014–10015. (b) Yang, H.-B.; Hawkrige, A. M.; Huang, S. D.; Das, N.; Bunge, S. D.; Muddiman, D. C.; Stang, P. J. *J. Am. Chem. Soc.* **2007**, *129*, 2120–2129.
- (9) (a) Ashton, P. R.; Campbell, P. J.; Chrystal, E. J. T.; Glink, P. T.; Menzer, S.; Philip, D.; Spencer, N.; Stoddart, J. F.; Tasker, P. A.; Williams, D. J. *Angew. Chem., Int. Ed. Engl.* **1995**, *34*, 1865–1869. (b) Ashton, P. R.; Campbell, P. J.; Chrystal, E. J. T.; Glink, P. T.; Menzer, S.; Philip, D.; Spencer, N.; Stoddart, J. F.; Tasker, P. A.; Williams, D. J. *Angew. Chem., Int. Ed. Engl.* **1995**, *34*, 1869–1871. (c) Aricó, F.; Badjić, J. D.; Cantrill, S. J.; Flood, A. H.; Leung, K. C.-F.; Liu, Y.; Stoddart, J. F. *Top. Curr. Chem.* **2005**, *279*, 203–259.
- (10) Bourson, J.; Pouget, J.; Valeur, B. *J. Phys. Chem.* **1993**, *97*, 4552–4557.
- (11) Upon stirring at 298 K for approximately 48 h, the 1H NMR spectra of assemblies **7** and **8** do not show any significant change, demonstrating the stability of these novel supramolecular assemblies.
- (12) All attempts to grow X-ray quality single crystals of hexagonal hosts (**5** and **6**) and hexagonal cavity-cored tris[2]pseudorotaxanes (**7** and **8**) have so far proven unsuccessful.

JA073744M